

**RAFI SECURITIES (PVT) LTD**  
**UNAUDITED FINANCIAL STATEMENT**  
**AS ON DECEMBER 31<sup>ST</sup> 2022**

---

Rafi Securities (Private) Limited  
Unaudited Balance Sheet  
As at December 31, 2022

Rupees  
31 Dec 2022

**ASSETS**

**NON-CURRENT ASSETS**

Property & equipment  
Intangible assets  
Long term investment  
Long term advances & deposits

600,432  
2,814,562  
-  
5,250,000  
8,664,994

**CURRENT ASSETS**

Trade receivables  
Advances, deposits, pre-payments & other receivables  
Short term investment  
Bank balances

170,416,237  
17,548,731  
149,513,179  
12,382,762  
349,860,910

**TOTAL ASSETS**

358,525,904

**EQUITY AND LIABILITIES**

**CAPITAL AND RESERVES**

**Authorized Capital**

10,000,000 (2022: 10,000,000) ordinary shares of Rs. 10/- each

100,000,000

Issued, subscribed and paid-up capital

Unappropriated profit

(Loss) / Profit after taxation upto December-2022

100,000,000  
123,711,771  
(47,103,882)

176,607,889

**LIABILITIES**

**CURRENT LIABILITIES**

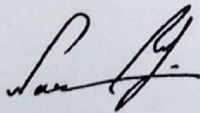
Short term borrowings - secured  
Trade payables  
Expected Credit Loss of Clients  
Accrued expenses  
Other liabilities

128,512,057  
12,112,200  
19,716,171  
2,900,929  
18,676,657  
181,918,015


**CONTINGENCIES AND COMMITMENTS**

**TOTAL EQUITY AND LIABILITIES**

358,525,904



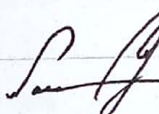
Chief Executive

  
Director

**Rafi Securities (Private) Limited**  
**Unaudited Profit & Loss Account**  
**For the period ended December 31, 2022**

Note	Rupees 31 Dec 2022
------	-----------------------

<b>REVENUE</b>	
Operating revenue	23,269,672
Gain on remeasurement of investments (Unrealize)	(33,768,988)
Capital (Loss)/gain on sale of securities (Realized)	(11,133,513)
	(21,632,829)
Administrative and operating expenses	(18,462,099)
Finance cost	(10,977,451)
	(29,439,550)
	(51,072,378)
<b>Operating profit</b>	-
<b>Other charges</b>	3,968,496
<b>Other income</b>	(47,103,882)
<b>(Loss) / Profit before taxation</b>	-
<b>Taxation</b>	(47,103,882)
<b>(Loss) / Profit after taxation</b>	(4.71)
<b>Earnings per share - basic and diluted</b>	

  
 Chief Executive



  
 Director